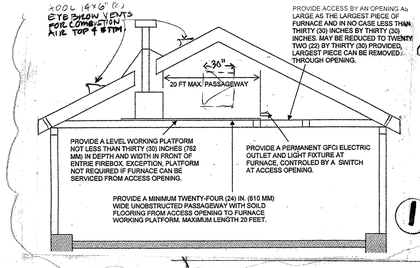

ATTIC FURNACE CLEARANCE

Upright furnaces may be installed in an attic or furred space more than 5' in height, provided the required listings and furnace and duct clearances are observed. Horizontal furnaces may be installed in an attic or furred space provided the required listings and furnace and duct clearances are observed.

Clearances of a warm-air attic furnace from combustibles shall be as specified in Section 304.1. Listed Appliances, the installation regulated by this code shall conform to the conditions of the listing.

- Provide a min. 30" x 30" attic access to furnace. 22" x 30" provided the largest piece can be removed through the opening.
- A 24" wide continuous platform path shall be provided from access opening to FAU.
- Distance from passageway access to furnace shall not exceed 20'.
- A permanent light and receptacle located at the furnace and switch located at access opening.
- A 30" deep and wide level working platform shall be in front of entire firebox side.

PLYWOOD DIAPHRAGM SCHEDULE

MARK	PLYWOOD	NAILING, CLIP OR A.B. SPACING - INCHES ON CENTER				
		EDGE NAILS	FIELD NAILS	SILL NAILS	A-35 CLIPS	SHEAR BOLTS A.B.
ROOF TYP	1/2" CDX	10d @ 6	10d @ 12	N/A	24	N/A
FLOOR TYP	3/4" T&G	10d @ 6	10d @ 10	N/A	16	N/A
SHEAR WALLS						
1	3/8" CDX	8d @ 6	8d @ 12	16d @ 6	24	48
2	3/8" CDX	8d @ 4	8d @ 10	16d @ 4	16	32
3*	3/8" CDX	8d @ 3	8d @ 8	20d @ 4	12	24
4*	3/8" CDX EA SIDE	8d @ 6	8d @ 12	16d @ 6 STAGGRD	12	16
5*	3/8" CDX EA SIDE	8d @ 4	8d @ 10	16d @ 4 STAGGRD	8	12
6*	3/8" CDX EA SIDE	8d @ 3	8d @ 8	16d @ 3 STAGGRD	6	8
7*	15/32 SDX.1	10d @ 3	10d @ 8	3x16d @ 4 STAGGRD	6	8

* AT SILL PLATE & PLYWOOD PANEL JOINTS PROVIDE 3X MEMBER MINIMUM

& 3/8 LAG BOLTS SHALL BE MIN. 7" LONG.

PROVIDE 3" x 3" x 1/4" WASHERS AT ALL ANCHOR BOLTS

8*	1/2" CDX EA SIDE	10d @ 3"	11d @ 6"	3/8"x16d@3" STAGGRD	2'-0"	8'-0"

NOTE: PROVIDE 5/8 INCH DIAMETER ANCHOR BOLTS (A.B.), 10 INCHES LONG WITH 7 INCHES MINIMUM EMBEDMENT. UNLESS NOTED OTHERWISE ON FOUNDATION PLAN PROVIDE SPACING PER ABOVE SCHEDULE.

Addendum 1: Addition information part of Contract.

1. Site Demolition to include existing building, walkways up to 7 feet from the building, concrete slab, foundation including electrical & plumbing. Electrical & plumbing to be capped below foundation.
2. Scope of work includes all mechanical, plumbing and electrical work. Plumbing work includes connecting hot water line to Water Heater and run hot and cold water line to Deity Room and cold water line to Shower pan outside.
3. Contractor to design, build a drain at deity room and connect to existing sewer line at existing house.
4. New doors to be Nana wall fiberglass doors painted, 6 feet 10inches tall with bottom rail ht. 10 inches. Glazing to be double glazing low E insulated tempered argon filled.
5. Meditation Room to have 8 recessed down lights at ceiling manufactured by Lithonia, model # AF-126-DTT-6AR-LD MVOLT GEB 10IS with Dimmer switch.
6. Deity Room to have surface mounted 4 down lights manufactured by Lithonia, model CF 10-226DTT-6AR-120 GEB10-DDB
7. Two Electric fans part of contract to be installed in Meditation room at the ceiling as shown on drawings.
8. Floor finish in Deity and Meditation Room to be 12"x12" white Marble tiles. Deity Room to have Marble Tiles at all walls up to wainscoat height of 3ft.
9. Walkways finish to be stone pavers 16"x16" or equal.
10. The 10-feet square will be the inside dimensions. The outside dimensions will be 11-feet square. The hall dimension will be 26-feet, to keep the total area the same. As-built drawings will reflect this change.

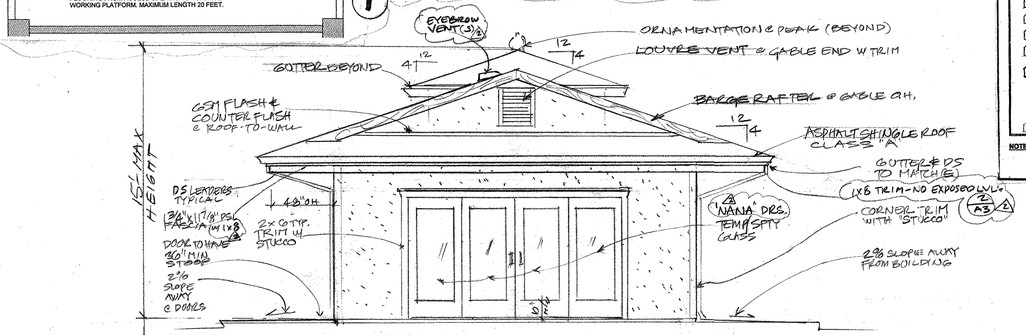

RIGHT ELEVATION (SOUTH)

SCALE : ½" = 1'-0"

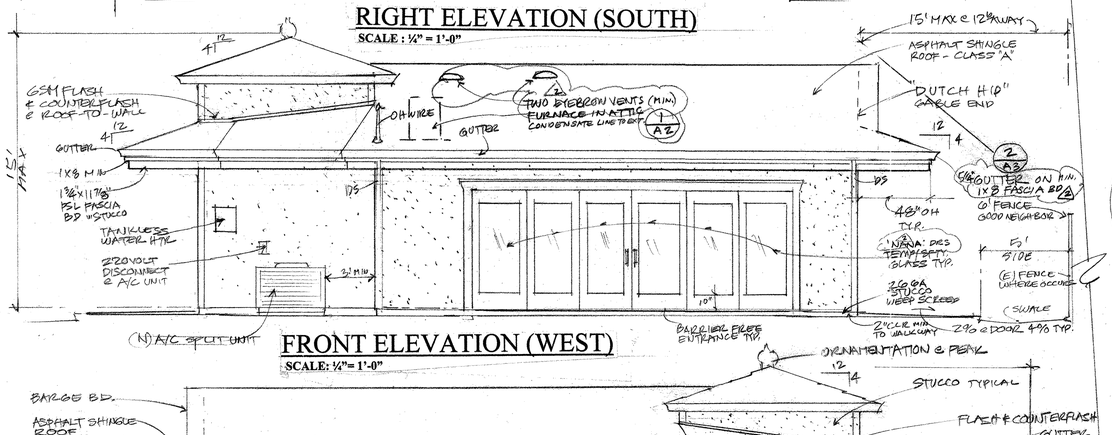

FRONT ELEVATION (WEST)

SCALE: ½"= 1'-0"

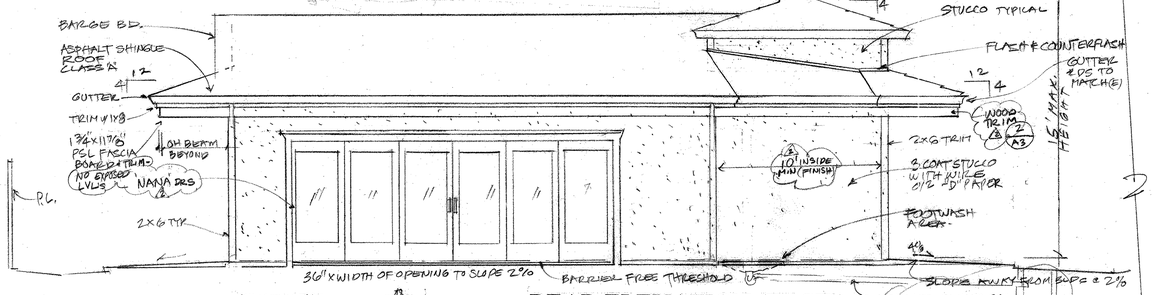

REAR ELEVATION (EAST)

SCALE : ¼" = 1'-0"

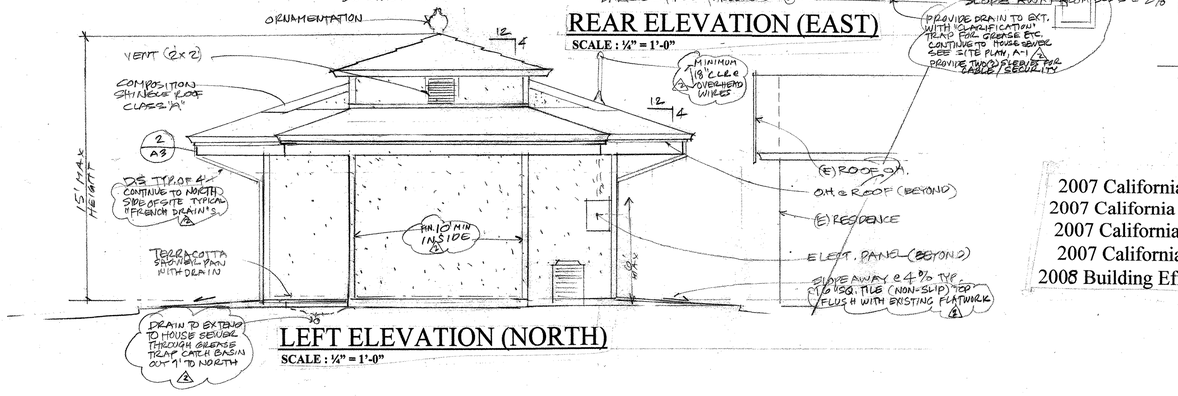

LEFT ELEVATION (NORTH)

SCALE : ¼" = 1'-0"

2007 California Building Code
2007 California Mechanical Code
2007 California Plumbing Code
2007 California Electrical Code
2008 Building Efficiency Standards

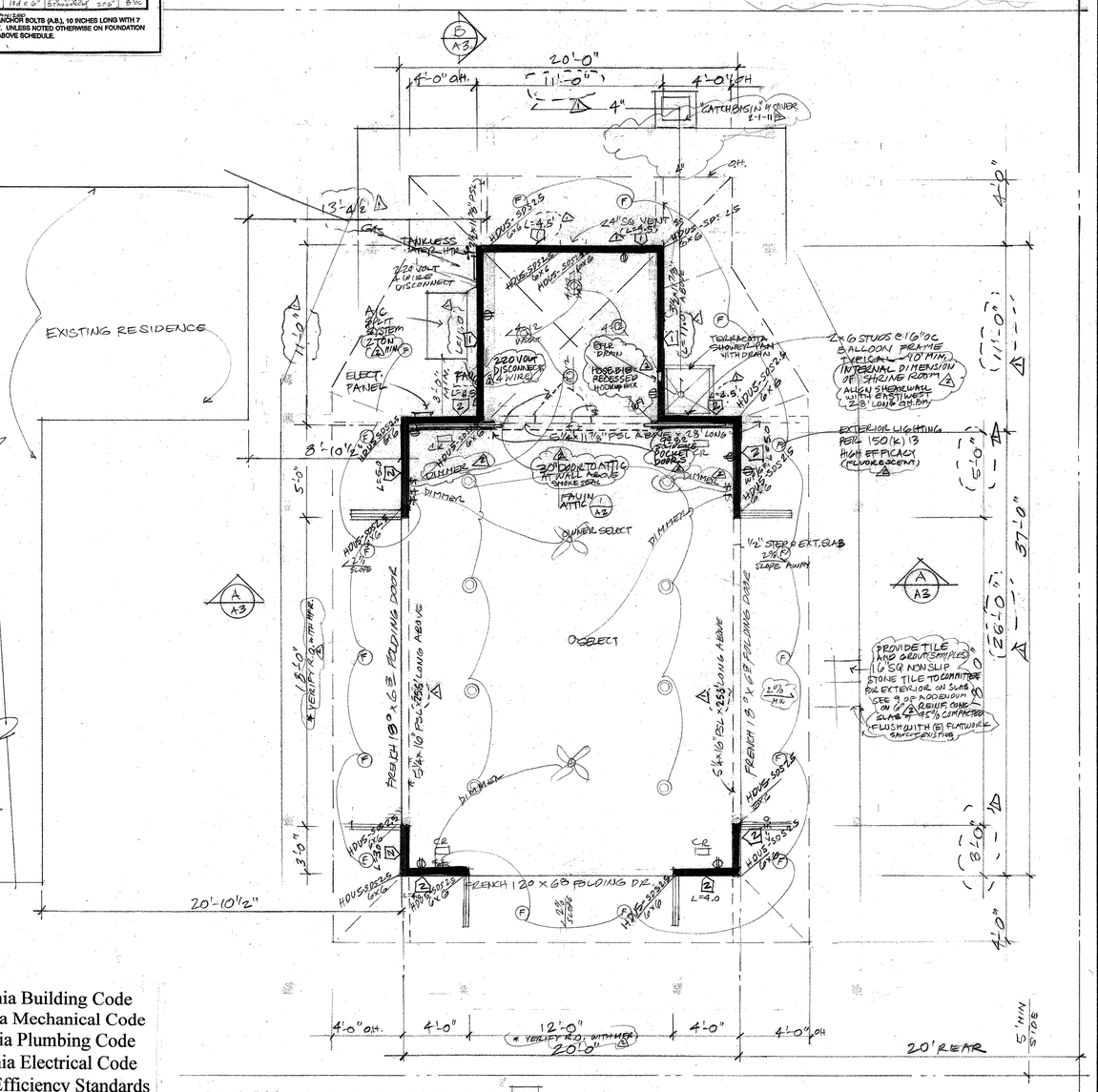

PROPOSED FLOOR PLAN

SCALE: 1/4"= 1'-0"

NORTH

REVISED DWG. 1-5-11
ADDED DRAIN FOR DEITY ROOM & F.O.

Richard Lounsbury DESIGNER
(925) 339-0810
HOME: 774 Jefferson Ave.
Livermore, Ca 94550 (925) 447-0350

B. R. GOVINDARAO, S.E.
Consulting Engineer
State License Number S3250
864 Bonitol Way
San Ramon, Ca 94582
925-833-9784

OWNER: HINDU COMMUNITY and CULTURAL CENTER
1232 ARROWHEAD AVE. LIVERMORE, CA 94551

PROJECT: ACCESSORY BUILDING
1395 HEATHER LANE
LIVERMORE, CA 94551

11-12-10
¼"=1'0"
RL
HEATHER

A-2